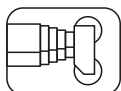




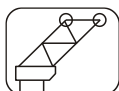


# MACROMOVE

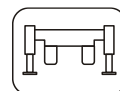
GUINDASTES



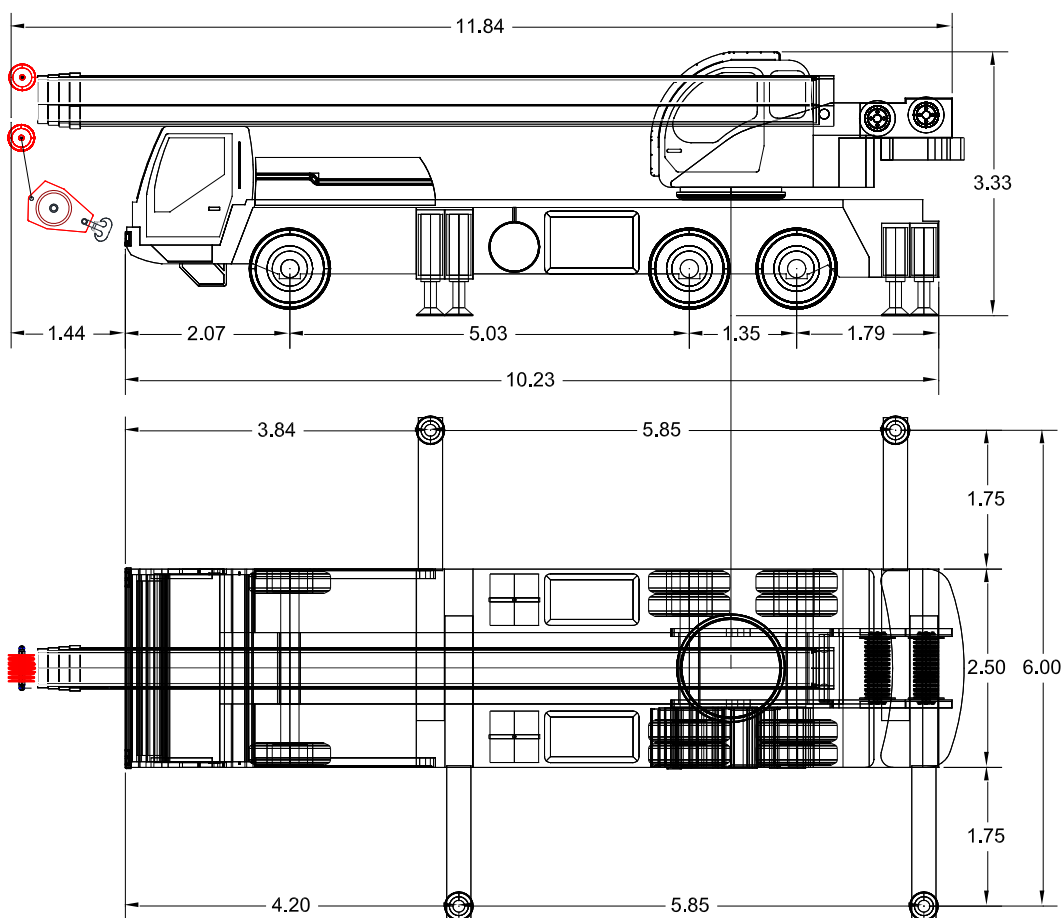
10,60/40,40m



8,30m



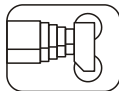
6,00X5,85m



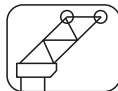


# MACROMOVE

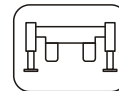
GUINDASTES



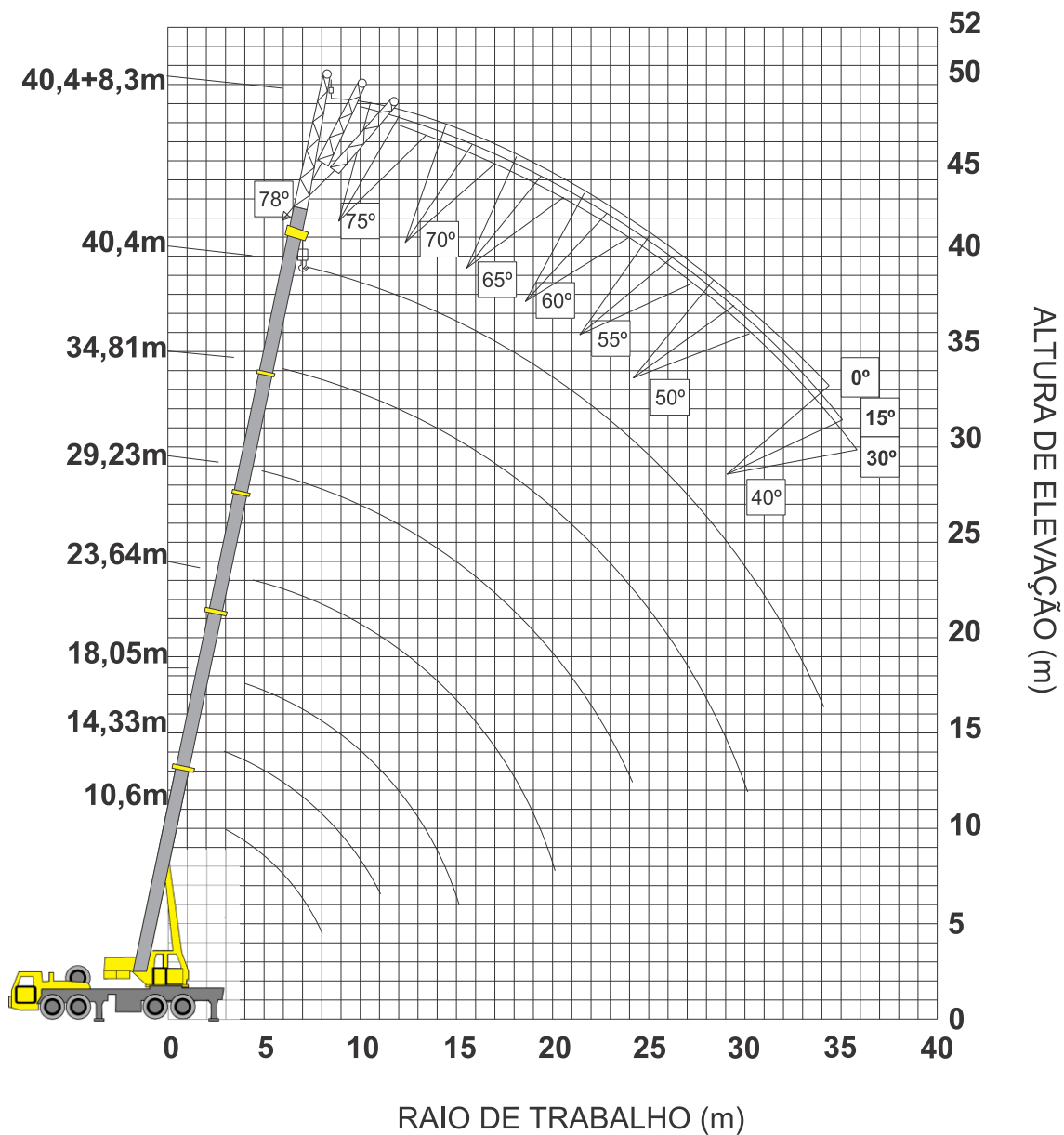
10,60/40,40m



8,30m



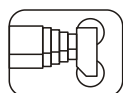
6,00X5,85m



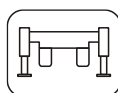


# MACROMOVE


## GUINDASTES





10,60/40,40m



6,00X5,85m



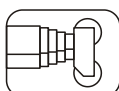
85%

 m	10,60	14,33	18,05	23,64	29,23	34,81	40,40	 m
<b>2</b>	40,00							<b>2</b>
<b>2,5</b>	35,00							<b>2,5</b>
<b>3,</b>	30,00	25,00						<b>3,</b>
<b>3,5</b>	28,00	25,00						<b>3,5</b>
<b>4</b>	25,30	25,00	20,00					<b>4</b>
<b>4,5</b>	23,00	24,20	18,60	15,60				<b>4,5</b>
<b>5</b>	20,50	22,30	17,30	14,70				<b>5</b>
<b>5,5</b>	18,00	20,70	15,90	13,80	11,70			<b>5,5</b>
<b>6</b>	16,50	18,70	14,80	12,80	11,10			<b>6</b>
<b>6,5</b>	14,00	16,80	13,90	12,10	10,50			<b>6,5</b>
<b>7</b>	13,50	14,70	13,00	11,30	9,90	8,40		<b>7</b>
<b>8</b>	11,00	11,70	11,30	9,90	9,00	7,80	6,35	<b>8</b>
<b>9</b>		9,50	9,40	8,90	8,20	7,20	6,15	<b>9</b>
<b>10</b>		7,80	7,70	8,10	7,40	6,60	5,74	<b>10</b>
<b>11</b>		6,50	6,40	7,10	6,78	6,05	5,33	<b>11</b>
<b>12</b>			5,40	6,00	6,20	5,60	4,95	<b>12</b>
<b>13</b>			4,50	5,20	5,55	5,20	4,70	<b>13</b>
<b>14</b>			3,80	4,50	4,85	4,80	4,35	<b>14</b>
<b>15</b>				3,90	4,30	4,45	4,20	<b>15</b>
<b>16</b>				3,30	3,70	3,85	3,85	<b>16</b>
<b>18</b>				2,50	2,90	3,10	3,23	<b>18</b>
<b>20</b>					2,20	2,45	2,60	<b>20</b>
<b>22</b>					1,70	1,90	2,10	<b>22</b>
<b>24</b>					1,20	1,50	1,70	<b>24</b>
<b>26</b>						1,10	1,30	<b>26</b>
<b>28</b>						0,80	1,00	<b>28</b>
<b>30</b>							0,73	<b>30</b>
<b>32</b>							0,52	<b>32</b>

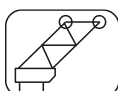


# MACROMOVE

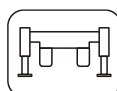
## GUINDASTES




40,40m




8,30m

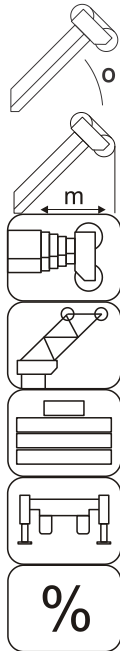


6,00X5,85m



85%

	0°			15°			30°		
	Cap t	Raio m	Altura m	Cap t	Raio m	Altura m	Cap t	Raio m	Altura m
<b>78</b>	2,80	11,30	47,70	2,50	13,10	47,10	1,90	14,60	46,00
<b>75</b>	2,80	13,80	46,90	2,40	15,50	46,10	1,75	17,00	45,00
<b>72</b>	2,75	16,20	45,90	2,20	17,90	45,10	1,70	19,30	43,90
<b>70</b>	2,65	17,80	45,20	2,10	19,40	44,30	1,60	20,80	43,00
<b>65</b>	2,15	21,60	43,20	1,80	23,20	42,20	1,50	24,40	40,80
<b>60</b>	1,80	25,20	40,90	1,60	26,70	39,70	1,40	27,90	38,20
<b>55</b>	1,20	28,70	38,20	1,14	30,10	37,00	1,05	31,10	35,40
<b>50</b>	0,80	31,90	35,30	0,75	33,20	33,90	0,70	34,10	32,30
<b>40</b>	0,28	37,60	28,70	0,26	38,60	27,20	0,25	39,20	25,40



Ângulo da lança

Raio do centro do giro do guindaste ao centro da carga

Comprimento de lança

Comprimento de lança auxiliar jib

Quantidade de contrapeso utilizado

Distância entre patolas

Margem de segurança utilizada